




---

Commander  
Version 8.3.2

---

# Release Notes



# Contents

What's New in Version 8.3 .....	3
Azure Hybrid Benefit and AWS Bring Your Own License .....	3
Estimated costs for Azure resources updated for licensing .....	4
Azure Software License Report .....	4
Cloud software license searches on VMs .....	5
Database Display .....	6
Azure Database Display .....	7
Manage Azure databases .....	8
Environment Variables for Credentials .....	8
REST v3 API Features .....	9
Recalculate markup .....	9
Manage deployment destinations .....	9
Manage directory services .....	10
Retrieve user roles .....	10
Retrieve virtual machine license details .....	10
Retrieve cost models .....	10
Retrieve additional resources .....	10
Features Introduced in Versions 8.0 - 8.2 .....	10
Cloud Expense Management Enhancements .....	10
Billing Tags .....	11
Additional Line Items .....	11
Markups and discounts .....	14
Charge type classification .....	15
International currencies .....	15
Cost anomaly detection .....	16
Filtering by service type .....	16
Zooming in and out on daily costs .....	17
Enhanced billing data retrieval .....	17
User Experience Improvements .....	17
Redesigned sign-in pages .....	17
Script editor .....	17
Changed "managed systems" to "cloud accounts" .....	18
Fresh new look and name .....	18
Inventory views .....	18
Inventory tree search .....	19
Actions menu .....	19
Reorganized identity and access .....	19
Enhanced SSH Workflow .....	19
New Features in REST API .....	20
Manage user roles with REST API .....	20
Browse billing records .....	20
Manage cloud accounts .....	20
Browse tasks and events .....	20
Browse recommendations .....	20

---

VM ownership and attributes .....	20
Blueprints from multi-cloud templates .....	21
Installation and Upgrade Notes .....	21
Supported upgrade paths .....	21
Deprecated and Removed Features and Platforms .....	21
Resolved Issues .....	22
Version 8.3.2 .....	22
Versions 8.0 to 8.3.1 .....	22
Known Issues .....	29

# What's New in Version 8.3

Snow Commander Version 8.3 brings cloud management and software asset management together, and introduces the tracking and display of software licensing information for public cloud Windows VMs and SQL databases. This new functionality helps to reduce your cloud expenses because it provides insights for which of your cloud resources are accruing costs for MS Server and SQL Server software licenses, and which can take advantage of Azure Hybrid Benefits (AHB) and AWS Bring Your Own License (BYOL) licensing models.

As part of this new licensing functionality, in Commander you can now view all the SQL databases that you have deployed to Azure and quickly determine if they are taking advantage of the AHB. From Commander you can also perform administrative actions on those Azure SQL databases.

A predefined Azure Software License report is now provided. You can run this report to determine potential savings for Windows Server and SQL Server license savings for Azure accounts.

We've also enhanced the orchestration engine so that you can now use credentials as environment variables in scripts to execute workflow steps. Using environment variables makes workflows easier to configure and increases your ability to work securely by keeping your credentials out of the code.

For more information, see:

- [Azure Hybrid Benefit and AWS Bring Your Own License](#)
- [Database Display](#)
- [Environment Variables for Credentials](#)
- [REST v3 API Features](#)

## Azure Hybrid Benefit and AWS Bring Your Own License

Commander Version 8.3 now tracks and displays public cloud software licensing information for the following deployed cloud resources:

- Azure VMs – You can view whether the Azure Hybrid Benefit is enabled or if it isn't applicable (as would be the case, for example, for Linux VMs).
- AWS EC2 instances – You can view the Tenancy model, number of cores, and Image ID used.

For a complete list of the available VM and EC2 properties that can be displayed, see [VM, Instance, Template, and Image properties](#) in the Commander User Guide.

- Azure SQL databases – You can view whether the Azure Hybrid Benefit is enabled, the license model used, and more. The following types of Azure SQL databases are tracked: Azure SQL Databases, Azure Managed Instances, and Azure SQL VMs.

For a complete list of the available Azure SQL database properties that can be displayed, see [Database properties \(Azure\) in the Commander User Guide](#).

This information provides insights for which of your cloud resources are accruing costs for software licenses for MS Server and SQL Server, and which can take advantage of AWS Bring Your Own License (BYOL) and Azure Hybrid Benefits licensing models. For those cloud resources that are BYOL or Azure Hybrid Benefit eligible, you may be able to apply your license entitlements for Windows Server or SQL Server that you already have. By applying your license entitlements to those cloud resources you can reduce your monthly cloud expenditures.

The image below shows the Summary page for an Azure VM. It indicates that the Azure Hybrid Benefit is in use. In the Details section you can also see the number of virtual cores used, which is an important factor for license entitlements.

**jacklazuredevsy** Actions

Summary Guest OS Details Performance Summary Lineage Events Alerts Tasks

**General**

Resource Group: [JackLRG2](#)  
 Guest OS: Windows Server 2019 Datacenter  
 Azure Hybrid Benefit: **Yes**  
 Instance Type: Standard\_D2\_v2 [Details](#)  
 Availability Set:  
 IP Address: 52.139.33.125 [Details](#)  
 DNS Name: jacklazuredevsy.canadacentral.cloudapp.azure.con  
 Private IP Address: 172.17.0.4 [Details](#)  
 Private DNS Name:  
 Power State: Running  
 Service Request: [View All \(0\)](#)

**Details**

Estimated Annual Cost: 1304 USD [Details](#)  
 Created By:  
 Date Created: 2020/07/08 11:35:28  
 Uptime: 56 minutes, 21 seconds  
 Powered Off Since:  
 Snapshot Count: 0  
 Oldest Snapshot Date:  
 Virtual Disk Size (GB): 127.0  
 File Location:  
 Number of Cores: **1**

**Lifecycle**


Expiry State: No Expiry Date Set  
 Expiry Date: No Expiry Date Set  
 Expiry Group: Default Expiry Group  
 Tag Compliance State: Compliant

Organization:  
 Primary Owner Login:

For more information, see [Cloud Software License Costs](#) in the Commander User Guide.

## Estimated costs for Azure resources updated for licensing

By default, an Estimated Annual Cost is provided for Windows VMs and Azure SQL databases deployed in Azure cloud accounts. However, to help you better realize your cloud costs, the estimated costs displayed for Windows VMs and Azure SQL databases are automatically adjusted according to whether the Azure Hybrid Benefit is enabled or not. If the Azure Hybrid Benefit is enabled, the resources should have lower costs because extra software licensing fees aren't accrued.

 **Note:** The estimated cost displayed for a Windows VM or an Azure SQL database with the Azure Hybrid Benefit enabled presumes that you've applied an eligible license entitlement to the deployed resource through the Azure portal.

## Azure Software License Report

You can use the Azure Software License Report to determine whether your deployed Azure VMs running Windows Server and your Azure SQL database instances are taking advantage of Azure Hybrid Benefits.

The Azure Software License Report shows which of your currently deployed Windows VMs and Azure SQL databases don't have the Azure Hybrid Benefit enabled. It also shows you the potential savings that you could realize if it's enabled and existing license entitlements are applied to those resources.

Print

CSV Export

PDF Export

Azure Software Licensing Report

Creation Date:

Tuesday, July 14, 2020 13:22:26

Report Parameters:

Azure Hybrid Benefit: is Both

Summary

Cloud Account	Subscription	Potential Savings	Current Azure Hybrid Benefit Savings
Azure Dev	b4002dd-dbf4-4943-b4aa-d2f54fcbf6ba	\$13,104.96	\$16,836.72
Azure Prod	cbcc3a54-eb7e-41b3-8794-#02bfc92209	\$3,048.48	\$2,382.72

Potential Savings

Instance Name	Cloud Account	Resource Group	Instance Type	Operating System	Cores	List Price	List Price With AHB	Potential Savings
VM_1629	Azure Prod	RG_1e	Standard_A3	Windows Server 2012 Datacenter	3	\$901.16	\$568.28	\$332.88
VM_eef	Azure Prod	RG_6	Standard_A1	Windows Server 2012 R2 Datacenter	1	\$901.16	\$568.28	\$332.88
VM_1ac7	Azure Prod	RG_1	Standard_A6	Windows Server 2008 SP2	6	\$901.16	\$568.28	\$332.88
VM_1a2a	Azure Prod	RG_5	Standard_A8	Windows Server 2016 Datacenter core	8	\$901.16	\$568.28	\$332.88
VM_15cb	Azure Prod	RG_5	Standard_A1	Windows Server 2019 Datacenter	1	\$901.16	\$568.28	\$332.88
VM_263	Azure Prod	RG_22	Standard_A2	Windows Server 2016 Datacenter	2	\$901.16	\$568.28	\$332.88
VM_180f	Azure Prod	RG_2a	Standard_A10	Windows 10 Enterprise	10	\$762.12	\$762.12	\$0.00
VM_1c8a	Azure Prod	RG_2a	Standard_A10	Windows Server 2019 Datacenter	10	\$1,024.92	\$762.12	\$262.80
VM_369	Azure Prod	RG_14	Standard_A9	Windows Server 2012 Datacenter	9	\$1,024.92	\$762.12	\$262.80
VM_1c81	Azure Prod	RG_c	Standard_A10	Windows Server 2008 SP2	10	\$1,024.92	\$762.12	\$262.80
VM_1504	Azure Prod	RG_c	Standard_A1	Windows Server 2019 Datacenter core	1	\$1,024.92	\$762.12	\$262.80
VM_11ee	Azure Dev	RG_27	Standard_A2	Windows 10 Enterprise	2	\$596.26	\$596.26	\$0.00

Current Azure Hybrid Benefit Savings

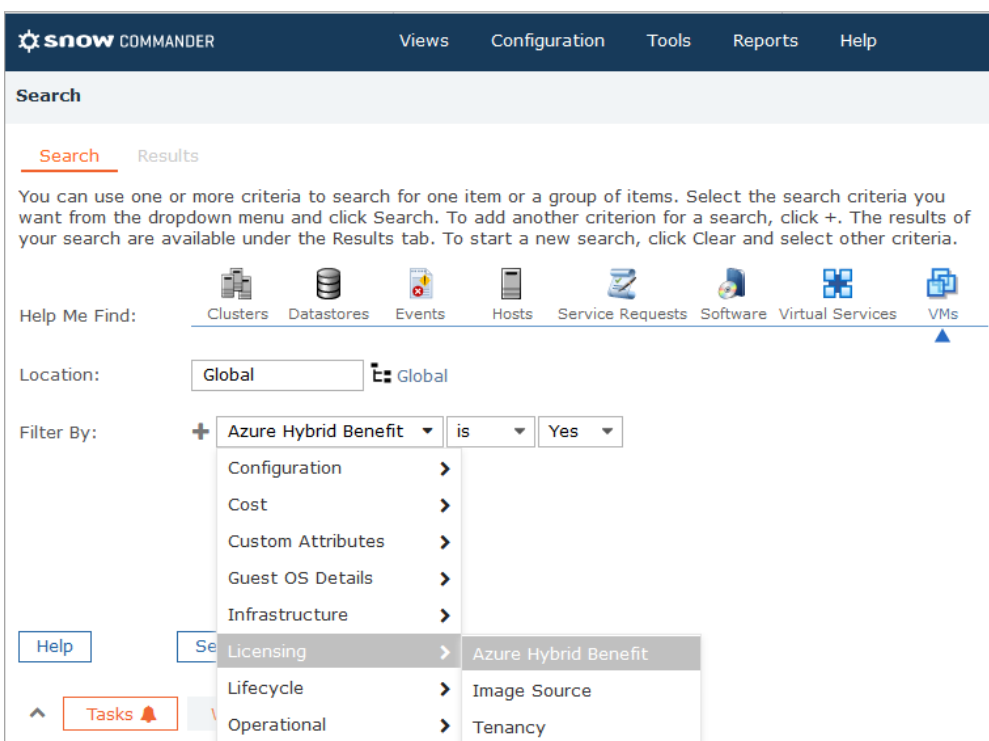
Instance Name	Cloud Account	Resource Group	Instance Type	Operating System	Cores	List Price	List Price With AHB	Savings
VM_271	Azure Prod	RG_2f	Standard_A8	Windows Server 2012 Datacenter	8	\$901.16	\$568.28	\$332.88
VM_21ca	Azure Prod	RG_20	Standard_A12	Windows Server 2016 Datacenter	12	\$901.16	\$568.28	\$332.88
VM_1d10	Azure Prod	RG_2d	Standard_A6	Windows Server 2016 Datacenter core	6	\$901.16	\$568.28	\$332.88
VM_93a	Azure Prod	RG_7	Standard_A7	Windows Server 2008 R2 SP1 Datacenter	7	\$901.16	\$568.28	\$332.88
VM_184e	Azure Prod	RG_2d	Standard_A6	Windows 10 Enterprise	6	\$762.12	\$762.12	\$0.00
VM_204f	Azure Prod	RG_1d	Standard_A9	Windows Server 2019 Datacenter core	9	\$1,024.92	\$762.12	\$262.80
VM_102b	Azure Prod	RG_14	Standard_A1	Windows Server 2012 Datacenter	1	\$1,024.92	\$762.12	\$262.80
VM_c08	Azure Prod	RG_1d	Standard_A10	Windows Server 2008 SP2	10	\$1,024.92	\$762.12	\$262.80
VM_1fa7	Azure Prod	RG_1e	Standard_A7	Windows Server 2008 SP2	7	\$1,024.92	\$762.12	\$262.80
VM_341	Azure Dev	RG_5	Standard_A12	Windows Server 2012 Datacenter	12	\$859.06	\$596.26	\$262.80
VM_6a5	Azure Dev	RG_32	Standard_A8	Windows Server 2019 Datacenter	8	\$859.06	\$596.26	\$262.80
VM_92f	Azure Dev	RG_31	Standard_A1	Windows Server 2012 Datacenter	1	\$859.06	\$596.26	\$262.80
VM_1083	Azure Dev	RG_32	Standard_A8	Windows Server 2016 Datacenter core	8	\$859.06	\$596.26	\$262.80
VM_297	Azure Dev	RG_14	Standard_A12	Windows Server 2016 Datacenter	12	\$859.06	\$596.26	\$262.80
VM_502	Azure Dev	RG_27	Standard_A3	Windows Server 2016 Datacenter core	3	\$1,350.58	\$1,087.78	\$262.80
VM_65a	Azure Dev	RG_30	Standard_A1	Windows Server 2008 SP2	1	\$1,350.58	\$1,087.78	\$262.80
VM_1354	Azure Dev	RG_13	Standard_A6	Windows Server 2008 SP2	6	\$1,350.58	\$1,087.78	\$262.80
VM_404	Azure Dev	RG_e	Standard_A5	Windows Server 2016 Datacenter	5	\$1,350.58	\$1,087.78	\$262.80
VM_1043	Azure Dev	RG_31	Standard_A11	Windows Server 2008 R2 SP1 Datacenter	11	\$1,059.98	\$727.10	\$332.88
VM_476	Azure Dev	RG_7b	Standard_A5	Windows Server 2008 SP2	5	\$1,059.98	\$727.10	\$332.88

For more information, see [Azure Software License Report](#) in the Commander User Guide.

## Cloud software license searches on VMs

In Commander, a new Licensing filter group is provided, which you can use to perform custom searches on VMs for public cloud software licensing information.

In the following example, the configured search would display all of the Windows VMs that have the Azure Hybrid Benefit enabled for the location you select. Notice that the new Licensing group also includes Tenancy and Image Source filters, which are important for AWS BYOL.



For more information, see [Performing Advanced Searches](#) in the Commander User Guide.

For convenience, the following saved searches for public cloud software licensing are also provided:

- **Optimization: Azure Hybrid Benefit - Savings** – This search finds all of the Windows VMs that have the Azure Hybrid Benefit enabled. These VMs will cost less when unused Microsoft Server license entitlements have been allocated to them.
- **Optimization: Azure Hybrid Benefit - Potential Savings** – This search finds all of the powered-on Windows VMs that don't currently have the Azure Hybrid Benefit enabled. These are the VMs that you can reduce costs for if you enable the Azure Hybrid Benefit and apply unused Microsoft Server license entitlements to them.
- **Optimization: AWS BYOL - Savings** – This search finds all Windows EC2 instances that don't use shared tenancy states and were deployed from AWS-provided images. These are Windows instances that can realize BYOL savings if you apply your existing license entitlements.
- **Optimization: AWS BYOL - Potential Violations** – This search finds all Windows EC2 instances with shared tenancy states that were deployed from non-AWS-provided images. This search identifies potential license violations as these are incorrectly deployed.

For more information, see [Running and Scheduling Saved Searches](#) in the Commander User Guide.

## Database Display

In the Commander Inventory view there is a new Database tab that lists your deployed Azure SQL databases and AWS RDS database instances. This tab is present for the root element and also for any Azure or AWS cloud account.

Name	Instance Type	Endpoint	Database Type	License Model	Publicly Acc	Estimated Annual
automationdb	db.t2.micro	automationdb.crxd5	RDS	general-public-license	No	226 USD
database-1-instan	db.r4.large	database-1-instan	RDS	general-public-license	No	3067 USD
db-26540-rr	db.t2.micro	db-26540-rr.cwnsrj	RDS	postgresql-license	No	185 USD
dd1oi4rovchi9oc	db.t2.small	dd1oi4rovchi9oc.cwr	RDS	general-public-license	Yes	620 USD
devlgtoby	db.m4.xlarge	devlgtoby.c0gzwcg	RDS	license-included	Yes	12096 USD
jd1beqmdlx3527k	db.t2.small	jd1beqmdlx3527k.c0	RDS	general-public-license	Yes	331 USD
jm1nc5964e0y9dt	db.t2.small	jm1nc5964e0y9dt.ct	RDS	general-public-license	Yes	1810 USD
jmildtltit1bj5	db.t2.small	jmildtltit1bj5.c0gzwc	RDS	general-public-license	Yes	670 USD
jsx9sszzum3gl5	db.t2.small	jsx9sszzum3gl5.c0gz	RDS	general-public-license	Yes	331 USD
main-repo	GP_Gen5		MS SQL Managed Instance	LicenseIncluded	No	9952 USD
portal_main_db		ms-sql-main-server	MS SQL Database	LicenseIncluded	No	4953 USD
portal-stage			MS SQL Virtual Machine	PAYG	No	280 USD

You can double-click any listed database to see either the AWS RDS instance details, which previously existed in Commander, or the new Azure SQL database details.


## Azure Database Display


In Commander you can now view the Azure SQL database instances that you have deployed in your Azure cloud accounts. These instances include: Azure SQL Databases, Azure Managed Instances, and Azure SQL VMs.

In Commander you can select an Azure cloud account from the Inventory views to see a complete list of Azure SQL databases deployed for that cloud account. The complete list of deployed Azure SQL databases are now displayed in a new Databases tab, and you can select any listed database to view more information for it.

Each Azure SQL database is also displayed as a hierarchical element in Commander's Inventory views. You can select an Azure SQL database element to view more information for it.

On the Databases tab, you can also double-click any listed Azure SQL database to view more detailed information for it. For a complete list of the available Azure SQL database properties that can be displayed, see [Database properties \(Azure\)](#) in the Commander User Guide.

 **Note:** In the example below, database details are shown for the selected Azure SQL VM `staging-sqlserver2019`. However, `staging-sqlserver2019` appears in the Inventory view under the virtual private network both as a database and as a VM. Azure SQL Databases and Azure Managed Instances only appear as database elements because they aren't associated with a VM.

 **Tip:** You can customize the properties that you want to display for the Azure SQL databases and the order in which the properties are displayed. For more information, see [Customizing the Commander Display](#) in the Commander User Guide.



The screenshot shows the Commander interface for the 'staging-sqlserver2019' resource. The left sidebar lists various resources under the 'East US' region, including 'staging-sqlserver2019\_group-vnet' and 'staging-sqlserver2019'. The main panel displays the 'Summary' tab for the selected resource, showing general information, lifecycle, and details.


General		Details	
Resource Group:	staging-sqlserver2019_group	Estimated Annual Cost:	78 USD <a href="#">Details</a>
Azure Hybrid Benefit:	No	Storage Type:	
Database Type:	MS SQL Virtual Machine	IOPS:	0
Instance Type:		Storage (GB):	0
Endpoint:		Max Log Size:	0 GB
Database Name:	staging-sqlserver2019	Number of Cores:	1
Engine:	SQL Server2019 Enterprise	Date Created:	
Status:	Succeeded	License Model:	PAYG
Publicly Accessible:	No		
Multi-AZ:	No		
Service Request:	<a href="#">View All (0)</a>		
Managed By:	staging-sqlserver2019		

Lifecycle	
Expiry State:	No Expiry Date Set
Expiry Date:	No Expiry Date Set
Expiry Group:	Default Expiry Group
Tag Compliance State:	Compliant
Organization:	
Primary Owner Login:	

## Manage Azure databases

In Commander, you can now also perform administrative actions on Azure SQL databases. This allows you efficiently manage your Azure SQL databases. For example, in Commander you can run command workflows on your Azure SQL databases (see [Running Command Workflows](#) in the Commander User Guide) or request service changes on them (see [Requesting changes to services](#) in the Commander User Guide).

 **Note:** The management of Azure SQL databases in the Service Portal is planned for a future Commander release.

## Environment Variables for Credentials

You can now use credentials as environment variables in scripts to execute workflow steps. Environment variables provide a secure way to store your credentials and allow you to configure workflows more efficiently.

Credentials are previously set, then retrieved and executed in the context of the script. As the values for the credentials remain in the system, there's no risk of exposing credentials through the code.

Environment variables are available for:

- Credentials for AWS, Azure, SCVMM, and VMware cloud accounts (as shown below).
- A named Commander credential.
- A selected credential.

**Workflow Details**

Name: Get Cloud Account Credentials  
Target Type: Cloud Account

**Steps**

Step Name	Condition	Action
1. AWS		
2. Azure		
3. VMware		
4. SCVMM		

**Permissions**

Prompt or  
Service P  
Users/Gr

```
powershell.exe &{Import-module AWSPowerShell
$AccessKey = (Get-Item
Env:AWS_ACCESS_KEY_ID).value
$SecretKey = (Get-Item
Env:AWS_SECRET_ACCESS_KEY).value
Set-AWSCredentials -AccessKey $AccessKey -SecretKey
$SecretKey -StoreAs vCommander
Initialize-AWSDefaults -ProfileName vCommander -
Region "us-east-1"
$status = (Get-EC2Instance).Instances.InstanceID
if($status){Write-host "Managed system connected with
environment Variables" Write-host "Instance List:
$status" } }
```

For more information, see [Using Environment Variables for Credentials](#) in the Commander User Guide.

## REST v3 API Features

We're continuing to expand the REST v3 API. In this release, we've added a number of features in the areas of deployment destinations, directory services, roles, cost models, and licenses.

To get started, see [Getting Started with the Commander REST v3 API](#) in the REST APIs Guide. To browse the API reference, see [Snow Commander REST API](#).

## Recalculate markup

This feature is available in version 8.3.1 and later. You can now use REST v3 to retroactively change past markup configuration and trigger a recalculation of markup costs. This can be helpful if there's a contract change or an earlier misconfiguration. Billing records won't be removed and re-retrieved – only the historical markup costs will be configured and/or recalculated.

## Manage deployment destinations

You can now manage deployment destinations for AWS, Azure, GCP, SCVMM, and VMware cloud accounts. This allows you to automate the on-boarding of new Commander instances. This includes:

- creating, retrieving, updating, and deleting deployment destinations
- browsing deployment destinations and filtering by name and cloud account
- assigning users and organizations to deployment destinations
- assigning placement attributes to deployment destinations

## Manage directory services

You can now manage AD and LDAP directory services, so you can leverage your existing group hierarchies. This includes:

- integrating a directory service with Commander
- browsing directory services and filtering by name and type
- retrieving the properties of a directory service
- updating and deleting directory services

## Retrieve user roles

You can now manage user roles by doing the following:

- browsing user roles
- retrieving the properties and permissions of a role

## Retrieve virtual machine license details

You can now retrieve the licensing properties for AWS and Azure virtual machines.

## Retrieve cost models

You can now manage markup and discount cost model configurations through the REST API. This includes:

- browsing cost models and filter by modified date
- retrieving the details of a cost model

## Retrieve additional resources

We've extended the number of resources that can be browsed and filtered through the REST API. This allows you to discover the resources required to create deployment destinations. This includes:

- browsing key pairs and filtering by name and cloud account
- browsing security groups and filtering by name, cloud account, region, and virtual cloud
- browsing distributed switches and filtering by name, cloud account, host, cluster, and resource pool
- browsing standard switches and filtering by name and host

# Features Introduced in Versions 8.0 - 8.2

For details of What's New in specific releases, go to the [Release Notes Archive](#).

## Cloud Expense Management Enhancements

A large number of enhancements to cloud expense management have been previously added. These include support for [billing tags](#), custom charges with [additional line items](#) and [markups and discounts](#), [international currencies](#), [cost anomaly detection](#), [daily cost zooming](#), and [enhanced billing retrieval](#).

## Billing Tags

Billing Tags are tags or labels that are applied to resources in your public cloud. They bring more flexibility to your cost analysis by allowing you to group and filter your cloud expenses in more detail. Commander now retrieves ALL billing tags, which you can use to filter expenses in Cost Analytics, the Service Portal Cost Dashboard, and the Cloud Billing Report. This provides full visibility and cost analysis specific to your reporting needs. You can also incorporate Billing Tags into formulas for additional line items, so you'll be able to filter for costs based on tags.

For Azure and GCP cloud accounts, tags (called labels in GCP) are assigned automatically by the cloud provider. For AWS cloud accounts, you must configure which tags should be transformed to billing records. For public cloud accounts, tags or labels are automatically imported when you retrieve billing data. For private clouds, Billing Tags are generated from custom attributes.

Note that billing tags will only be retrieved from version 8.1 and forward, unless billing records are reset. If you want to reset billing records, contact [support@embotics.com](mailto:support@embotics.com).

For information on using Billing Tags in formulas for Additional Line Items, see [Additional Line Items page](#) in the Commander User Guide.

## Additional Line Items

With the new Additional Line Items features of the Cost Model wizard, you can set up fixed monthly or calculated daily costs such as extra maintenance or support fees.

The new Add Fixed Monthly Charge dialog lets you configure these additional charges for any public or private cloud environment.

**Add Fixed Monthly Charge** ✕

Name:

Enhanced Services Fee

Cloud Account:

AWS


Amount:

235

**Time Span**

Start Date:

2020/03/10



Never Expires:

☐

Number of Months:

6

Last charge will be on 2020/08/10

**Report Headings** ?

Service Name:

Enhanced Services Fee

Service Type:

Enhanced Services Fee

Cost Category:

Enhanced Services Fee

Help

OK

Cancel

To custom-design the daily additional fees, you can use the new formula-based feature to specify costs based on a range of input parameters. You can also control how long the charges will be applied and how they will appear in reports.

The Additional Line Items are accessed through the cost model configuration. This provides the ability to configure line items on different cloud accounts or per customer tenant organization.

Edit Cost Model

Additional Line Items

Additional billing items calculated at defined time intervals and added to the billing records.

Name and Targets

Resources

Operating System

Support

Markups and Discounts

Additional Line Items

Custom

VM Uptime

Summary

Maintenance

Type: Fixed Monthly Charge

Amount: \$240

Start Date: 2020/02/23

End Date: 2020/08/23

Premium Service Fee

Type: Calculated Daily Charge

Amount Formula:  $\text{sum}(\text{"service.name" =eq 'premium'}) * 0.50$

Start Date: 2020/02/23

End Date: 2021/02/22

Support Fee

Type: Calculated Daily Charge

Amount Formula:  $\text{sum}() * 0.20$

Start Date: 2020/03/01

End Date:

Add Line Item

Actions

Edit

Copy

Remove

Remove Expired Line Items

Help

Back

Next

Finish

Cancel

The Additional Line Items charges appear in Cost Analytics and Dashboard charts and tables. This charge will also show up in the Cloud Billing Report and is classified as a “Custom” Charge Type. It can be filtered out of the Cloud Billing Report using Advanced Filters as shown in the Cloud Billing Report generator dialog:

Cloud Billing

Calculate the accrued costs to date for all private and public cloud services. Dates are at GMT timezone.

By Period

By Dates

During:

Last 3 Months

Cloud Type:

All Cloud Types

Organization:

Any Organization

Cost Adjustments:

Include Markup and Discounts

Group By:

None

Comment:

Remove Advanced Filters

+

Charge Type

is

Custom

Help

Generate

For more information, see [Additional Line Items](#) page in the Commander User Guide.

- 13 -

## Markups and discounts

If you want to adjust your cloud services costs before you reveal them to your users, you can add a markup or a discount percentage using the Markups and Discounts page in the Edit Cost Model dialog. With this feature, Service Portal users will see the adjusted costs throughout the Service Portal and in any emails to them that contain cost information. The cost adjustments, which can be used with any private or public cloud services, can be applied globally or to specific service types. This is useful for applying different markups or discounts for different groups of bill line items.

**Edit Cost Model**

**Markups and Discounts**

Add a markup or discount to your private or public cloud services. The margin can be a positive or negative percentage. You can apply different margins to different service types or add a single, global margin that will be applied to all items.

Service Type	Percentage
Global Default	10
AWS Data Transfer	3
AWS Key Management Service	5
AWS Lambda	2.5
Amazon Elastic Container Service for Kubernetes	1.5
Amazon Glacier	-3
AmazonCloudWatch	2

Add Service Type

Select Service Type

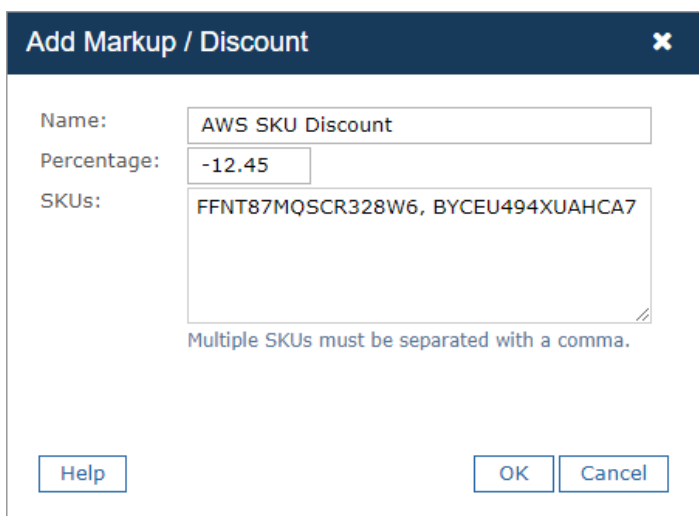
To better manage cloud resources, Commander administrators now have the option of viewing original or adjusted costs on the Cost Analytics dashboard.

For more information, see [Filtering cost analytics information](#) in the Commander User Guide.

You now have the option to generate some reports that have only the adjusted costs, so you can provide Service Portal users with only marked-up and discounted costs, not the actual costs you pay. Reports that can have adjusted pricing include the Cloud Billing report, the VM Billing report, and the VM Comparative Economics report.

## Markups and discounts based on SKU

Building upon the Service-based markup/discount capabilities delivered in Commander 8.0, we have further enhanced this ability to do SKU-based markups and discounts for public cloud accounts. This allows you to adjust your cloud services costs before you reveal them to your users.



**Add Markup / Discount**

Name:

Percentage:

SKUs:

Multiple SKUs must be separated with a comma.

[Help](#) [OK](#) [Cancel](#)

## Markups and discounts for specific dates

The amount you need to mark up or discount your costs can change over time, for example in specific contracts or agreements you have with your cloud consumers or customers. In a previous release, Commander already provided the ability to markup/discount cloud service costs. With these new enhancements in Commander 8.2 you can now apply different values to your cost markups/discounts for different periods. Alternatively you can use “Never Expires” to retain the markup/discount indefinitely.

For more information on applying markups and discounts, see [Markups and Discounts page](#) in the Commander User Guide.

## Charge type classification

With the new Charge Type Classification feature, you can offer your Service Portal users a more customized Cloud Billing Report. Now you can choose which charge types to include or exclude from your AWS or GCP cloud billing reports. Charge types like taxes, credits, and rounding adjustments can be excluded from the billing report that your customers see. The report is also easier to read because the total taxes and credits can be displayed as separate items in the report.


For more information, see [Cloud Billing Report](#) in the Commander User Guide.

A new setting is available in the Configure Organization wizard to allow you to show or hide cloud credit and tax information from Service Portal Cost Dashboard users.

For more information, see [Displaying credits and taxes in the Service Portal Cost Dashboard](#) in the Commander User Guide.

## International currencies

You can now configure any international currency as the default currency code. Costs in Commander and the Service Portal will be displayed with the currency code you specify. Previously, only a short list of default currencies was available and costs were displayed with the currency symbol. For more information, see [Default currency](#) in the Commander User Guide.

 **Note:** This capability only changes the currency code, and must be used in conjunction with the Knowledge Base article mentioned below to perform the exchange rate conversion.

In combination with the new default currency code, you can now use an extension to update the exchange rate associated with a cost model. This capability allows Service Portal users to see costs in their local



currency. Note that only some costs in the Commander UI will reflect the updated currency. For more information about the currency exchange rate extension, see [Automatically Syncing Foreign Exchange Rate to Commander](#) in the Knowledge Base. If you plan to use this capability, contact [support@embotics.com](mailto:support@embotics.com).

 **Note:** Future enhancements are planned to provide comprehensive multi-currency capabilities.

## Cost anomaly detection

Summary
Daily Cost
Alerts

Configure

2019/09/16	Budget Alert	Details
Current monthly expenses of \$1.82K for all organization services have exceeded 80% of target budget of \$10.00. Also, current monthly expenses of \$1.82K for your organization have exceeded 80% of target budget of \$10.00.		
2019/09/15	Amazon Web Services Cost Anomaly Alert	Service Type: AWS Instances Details
Your recent daily cost was \$35.56. Your average cost for the past 14 days has been \$47.90. This represents a decrease of 26%.		
2019/09/14	Global Cost Anomaly Alert	Service Type: All Services Details
Your recent daily cost was \$87.39. Your average cost for the past 14 days has been \$111.21. This represents a decrease of 21%.		

Users will have full flexibility to configure the thresholds and service types for these anomaly alerts.

In order to configure and view the alerts, users require the permissions: Show All Organization Services, Show Cost Dashboard, and Manage Cost Anomalies. To see alerts, you must have “All Services” selected as the default organization.

For more information, see [Cost Anomaly Detection](#) in the Service Portal User Guide.

## Filtering by service type

To see the context of cost anomalies even further, in the Service Portal you can now filter by Service Type. When you filter by Service Type, you can analyze cost trends and see forecasts for that service type only.

Filters

Select the criteria to filter cost data

Cloud Type
All Cloud Types

Service Type
AWS Instances

Advanced Filters
Guest OS
contains

Add Filter

Clear Filters

Apply Filters

Cancel

For more information, see [Filtering Cost Dashboard data](#) in the Service Portal User Guide.

## Zooming in and out on daily costs

In both Commander and the Service Portal, the new zooming and scrolling features on the Daily Costs chart allow you to see cost trends on bigger or smaller scales. You can zoom in to see one week of data or zoom out to see up to 2 years of data. Scrolling lets you scan your data to get a better picture of your costs over time.

For more information, see [Daily Costs](#) in the Commander User Guide.

## Enhanced billing data retrieval

To provide even greater precision for your Cost Analytics charts and Billing Reports, we've improved our billing data retrieval and display processes with the following enhancements:

- Accurate daily billing data takes a while for public cloud providers to accumulate and publish, so Commander will wait 24 hours before retrieving and displaying any public cloud billing records. You'll see the most accurate information possible. For private clouds, you'll be able to see yesterday's estimated costs, but for public clouds, the most recent costing information will be the costs from the day before yesterday.
- For AWS, to make sure Commander captures any late billing adjustments, Commander will confirm the accuracy of all daily AWS costs every day of the current month.


Commander will also check every day for AWS bill updates for the previous billing month.

For more information, see [Setting Up Cost Analytics](#) in the Commander User Guide.

## User Experience Improvements

### Redesigned sign-in pages

The sign-in pages for Commander and the Service Portal now have a fresh new look and feel. As part of the redesign, the terms "login" and "logout" are changed to "sign in" and "sign out".

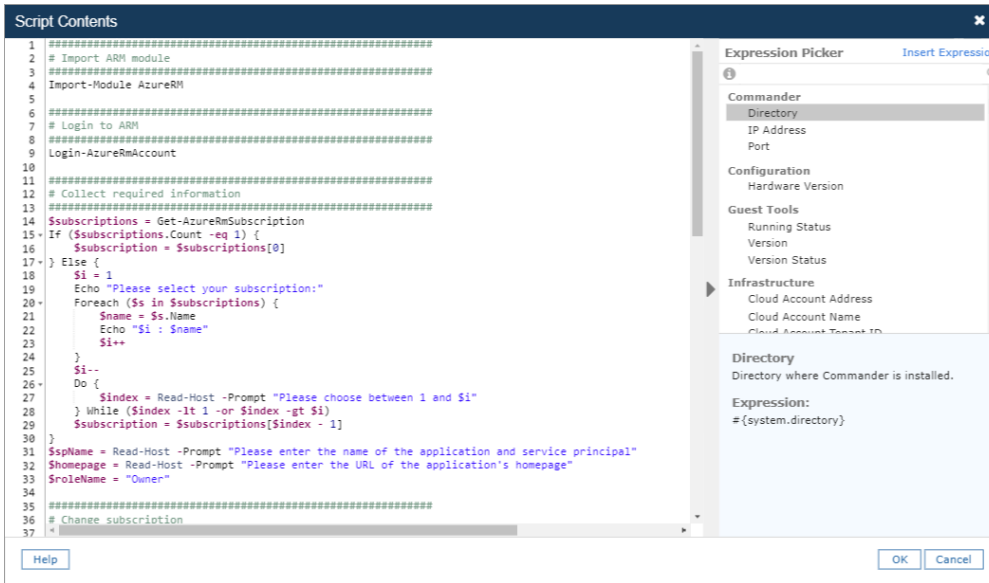
 **Note:** Changes are required upon upgrade if you configured a custom theme for the Service Portal prior to version 8.0. For more information, see [Changes affecting upgrading users](#) in the Installation Guide.

### Script editor

The script editor now provides syntax highlighting and a larger text field to edit multiple lines. In addition, you can now use keyboard shortcuts to expedite common actions, such as finding and replacing.

You can use the script editor for:

- Workflow steps
- Dynamic list scripts
- Email body for expiry policy notifications



For more information, see [Using the script editor](#) in the Commander User Guide.

## Changed "managed systems" to "cloud accounts"

"Managed system" is now renamed to "cloud account". The changes apply to the Commander user interface, variables, and also to REST endpoints, properties, and filters.

## Fresh new look and name

We're excited to announce that Embotix's flagship product has a brand new name. Instead of vCommander, our product is now called Commander.

Along with a new name, Commander now has a fresh, updated UI. Our goals are to create a more modern look and feel and provide a richer experience.

You'll note that we've changed colors, as well as streamlined navigation and improved the overall look. We've also updated the styling for reports and emails.

## Inventory views

The Summary tab for all Inventory views (Infrastructure, Applications, and Storage) is now restyled to provide a modern look. The following changes have been made to the Summary tab to provide more detailed information:

- In the Infrastructure and Applications views for the root node, the information previously provided in the General section is replaced with the Public Cloud, Private Cloud, and Kubernetes sections.
- In the Applications view for the root node, the My Dashboard section is added.
- In the Infrastructure and Applications views for the root node, you can now configure My Dashboard to display up to eight searches. Previously, you could only display four searches. For more information, see [Monitoring Your Inventory](#) in the Commander User Guide.
- In the Infrastructure view for VMs, the Operational section is now called Lifecycle.


## Inventory tree search


You can now search the tree in the Infrastructure, Applications, and Storage views to quickly and easily find resources within the hierarchy.

From the filtered results you can then click through to see the details of the resource you were looking for. For more information, see [Searching the tree](#) in the Commander User Guide.

## Actions menu

When you select a resource from the Infrastructure, Applications, or Storage views (formerly called the Operational, Deployed, and Storage views), the actions that you can take on that resource are now displayed in a drop-down list at the top of the Views page. The Actions drop-down list replaces the Commands pane that was previously displayed in the Views page.

For VMs many available actions may be available. You can click  **Pick Properties** to set any Action commands that you may frequently use to the top of the drop-down list. In the following example, the first five actions were chosen to be "quick actions". For more information on how to customize what quick actions you want add, see [Displaying VM and virtual service actions](#) in the Commander User Guide.

 **Note:** You can also right-click an object in the Inventory tree and choose an available action. However, you can't set any quick actions for right-click menu.

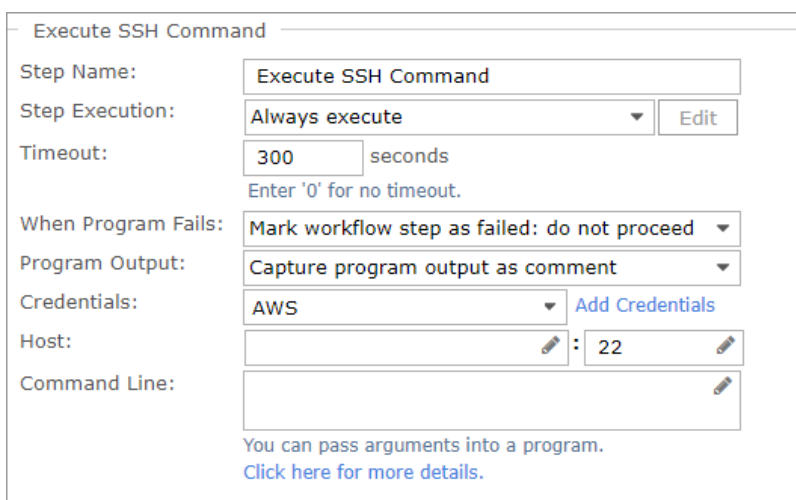
## Reorganized identity and access

We've moved all Organizations, Users, Service Portal Roles, and Authentication under one menu called **Identity and Access**, so all this related information can be easily found in one place.

## Enhanced SSH Workflow

You can now specify an SSH port when creating a workflow step. Because public cloud SSH ports may be different for each case, you can now customize the SSH port during execution of the SSH command step.

You can set the port value using either a fixed integer, such as 22, or a variable.



The screenshot shows a configuration form for an "Execute SSH Command" workflow step. The form includes the following fields and options:

- Step Name:** Execute SSH Command
- Step Execution:** Always execute (dropdown menu with an "Edit" button)
- Timeout:** 300 seconds (with a note: "Enter '0' for no timeout.")
- When Program Fails:** Mark workflow step as failed: do not proceed (dropdown menu)
- Program Output:** Capture program output as comment (dropdown menu)
- Credentials:** AWS (dropdown menu with an "Add Credentials" link)
- Host:** (text input field) : 22 (text input field with a pencil icon)
- Command Line:** (text input field with a pencil icon)

Below the Command Line field, there is a note: "You can pass arguments into a program. [Click here for more details.](#)"

To accommodate workflow steps from previous releases, you can leave the port field empty and the system will use port 22. If you have an invalid variable, the system will also use port 22.

## New Features in REST API

To get started, see [Getting Started with the Commander REST v3 API](#) in the REST APIs Guide. To browse the API reference, see [Snow Commander REST API](#).

### Manage user roles with REST API

Using REST API, you can now manage user roles by doing the following:

- browse user roles
- retrieve properties and permissions

### Browse billing records

Using REST, billing records can now be retrieved and filtered on several properties including:

- cloud account
- date
- charge type
- billing record tag

### Manage cloud accounts

We've expanded cloud account management with a number of new features. These include:

- creating, retrieving, and updating cloud accounts
- managing the custom attributes on cloud accounts
- assigning ownership to the child resources of a cloud account
- managing access rights to a cloud account
- reconnecting to a cloud account

### Browse tasks and events

You can now query and filter system tasks and events. This allows you to create audit trails of important system events and to monitor the state of long running tasks for completion.

### Browse recommendations

You can now browse active and ignored recommendations. This includes rightsizing, power scheduling, and reserved instance purchase recommendations for virtual machines and AWS regions.

### VM ownership and attributes

We've added the ability to apply ownership and attributes to VMs using REST v3.

## Blueprints from multi-cloud templates

In REST v2, we've added the ability to create blueprints based on multi-cloud templates.

## Installation and Upgrade Notes

- If you're going to perform a first installation of Commander, refer to the [Installation Guide](#) for an overview of the Commander requirements and for instructions on how to install Commander.
- If you're going to upgrade an existing Commander installation to 8.3.2, see [Upgrading Commander](#) in the Installation Guide for **important information** before starting the upgrade process and for instructions on how to upgrade a Commander installation.

## Supported upgrade paths


Consult the following table to see whether a direct upgrade from your currently installed version is supported.

Current installed version	Direct upgrade supported to
8.0.x	8.1.x, 8.2.x, 8.3.x
7.5.x	8.0.x
7.1.x	7.5.x
7.0.x	7.1.x
6.1.x	7.0.x, 7.1.x

## Deprecated and Removed Features and Platforms

The following features or platforms have recently been removed or deprecated. If you need more information about any deprecated or removed features, contact [support@embotics.com](mailto:support@embotics.com).

- **Scanning Guest Operating Systems:** The Scanning Guest Operating Systems feature has been deprecated as of Release 8.1 and will be removed in the release (version 8.4).
- **VM Billing Report for Public Clouds:** You can use the VM Billing Report for private cloud environments; however, for public or hybrid cloud environments it's recommended that you use the Cloud Billing Report. The ability to use the VM Billing Report for public clouds will be removed in a future release.
- **End of Life Policy, Suspect Policy, and Approval Policy:** The End of Life policy, Suspect policy, and Approval policy and the relevant VM states were deprecated as of Release 7.0.2 and will be removed in a future release.
- **Microsoft Windows Server 2012 R2 and Windows Server 2012:** Support for Microsoft Windows Server 2012 R2 and Windows Server 2012 has been removed as of Release 8.1.
- **Microsoft SQL Server 2012:** Our support for Microsoft SQL Server 2012 now requires SP4 as of Release 8.1. However, Microsoft SQL Server 2012 support is now considered deprecated and will be removed in a future release.

 **Note:** As of Release 8.1, Microsoft Windows Server 2019 and Microsoft SQL Server 2019 are supported for use with Commander. For information on software, hardware, and other requirements to run Commander, see [System Requirements](#) in the Installation Guide.

## Resolved Issues

This section lists the issues that have been resolved in versions 8.0.0 to 8.3.2.

- [Version 8.3.2](#)
- [Versions 8.0 to 8.3.1](#)

### Version 8.3.2

The following issues have been resolved in version 8.3.2.

Issue	Description
17204	The API endpoints for historical markup are now visible in the REST documentation.
17197	Billing retrieval for AWS works as expected in the case where monthly recurring reserved instance costs exist.
17158	The performance of the cost dashboard in the Service Portal has been optimized for large environments.
17002	You can open console connections as expected when console credentials are configured for a cloud account.
16996	The BlueCat integration now connects to the Bluecat Address Manager using SSL when HTTPS is specified.

### Versions 8.0 to 8.3.1

The following issues have been resolved in versions 8.0 to 8.3.1.

Issue	Description
27633	The <code>/webservices/services/rest/v2/security/sessions/count</code> endpoint now returns the number of active sessions and the configured maximums as expected.
27627	The destination control in the Commander administrator console incorrectly showed costs that included markup. The destination control now shows regular costs in Commander and marked up costs in the Service Portal, as expected.
27621	The VM Billing Report now takes into consideration the digit-separating commas in 4-digit or higher numbers so that billing totals are correct.
27555	For an Azure deployment, the variable <code>#{{target.region.name}}</code> is now populated with the region of the target's placement destination.
27519	To add a Kubernetes cluster as a managed system, the provided kubeconfig file must be properly encoded in UTF-8. If the file isn't properly encoded, an error is now displayed, and no managed system is added.

Issue	Description
27505	The CSV export of the Cloud Billing report no longer rounds cost and usage to 2 decimal places.
27471	The cost associated with recommendations for VMs that have been powered on for long periods now update as expected.
27437	The Azure region selection dialog is now populated with only the Azure regions that support Microsoft Compute to allow integration with Commander.
27433	Resource group names for ARM templates are now generated based on uniqueness across a subscription.
27416	The summary costs in the Cloud billing report are now right-aligned for easier reading.
27398	The following changes were made to the REST v3 API virtual-machines/{id} properties: <ul style="list-style-type: none"> <li>• "public_dns_name" and "private_dns_name" properties are now listed under "resources" instead of under "resources/network interfaces"</li> <li>• each network interface only displays its own IPs</li> </ul>
27376	Multi-cloud service requests now deploy to the proper destination when component resource settings are modified.
27374	Using the REST v3 API to remove a child organization from a parent organization and then later re-adding it now works as expected.
27310	In the Service Portal, you won't be able to clone published services that are corrupted (for example, the source template was deleted, the snapshot is missing, the credentials were deleted). A notification will let you know that you can't clone and will report the published service state.
27304	When deploying VMs on a distributed port group that has an associated IP pool, in some cases IP addresses weren't assigned to VMs even though there were free IPs in the pool.  The deployed VMs are now assigned IP addresses as expected.
27299	The descriptions for the RolePermission data type values in the REST v2 Reference Docs now align with the permissions described in the service portal documentation.
27285	Making REST v2 API calls with the Commander PowerShell commandlets no longer requires you to configure Internet Explorer before using the commandlets.
27284	The <code>#{target.settings.dynamicList['*']}</code> variable is now available. You can use the variable to reference a specified dynamic list for the Deployed Name in a component form.
27272	Change requests that assign ownership to an Active Directory user not directly managed in Commander will now function correctly.
27271	Refactored internal representation of storage tier name identifier so storage tier name handling is now more robust.
27265	When you add an AWS managed system account with the "Add Managed System" API call, Commander now prevents you from adding duplicate AWS managed system accounts. You can't add duplicate managed systems accounts for any managed system type.
27260	Service Portal users are now able to upload files in the New Service Request form when requesting a service catalog item.
27245	Command workflows configured to be visible to users in specific organizations are now consistently displayed in the Service Portal as expected.
27210	For AWS, you can now use REST v3 to deploy a cloud formation template-based service that contains IAM resources such as Roles.




Issue	Description
27192	<p>A VM search with a filter of "Version (Guest Tools)" returns the applicable tool information (for example, the VMWare tools version) as expected. However, if the results are sent through scheduled email notification, the "Version (Guest Tools)" information could be listed as "Unknown".</p> <p>VM search results received in an email notification now present applicable tool information as expected.</p>
27161	A REST v3 API call to get a list of workflows now consistently returns, as expected.
27158	Resource group variable now gets populated with the appropriate resource group.
27152	The DRS setting is now re-enabled as expected when a vCenter VM is deployed through a completion workflow.
27151	The advanced system property <code>embotics.workflow.customizeos.event.leadinperiod</code> now accepts -1, to be able to look back an unlimited period for the "customization completed" event.
27111	When using Global Text Replacement in names that are applied to deployed VMs, virtual services, and application stacks, variables will now correctly resolve names that contain underscore symbols.
27094	For scheduled tasks, the View Last Report option is now only available for Reports (tasks with a type of Report or Saved Search).
27079	List custom attributes can now be updated using REST v2.
27042	In some cases, errors displayed for service requests with no set expiry date even though they successfully completed. Those errors are no longer displayed.
26973	The Service Portal Dashboard has been updated to improve screen rendering.
26830	With the Commander REST v2 API, you can now add existing users to multiple organizations as expected.
26301	When an organization name is changed, using the Organization Name advanced filter for reports that use historical billing data (such as the VM Billing Report) now works as expected for the new organization name. Note that billing data created prior to upgrading to this release won't be included in reports when you filter on the new organization name.
26141	You can now submit service requests as a Service Portal user as expected when using Connect-Client2 to communicate with the Commander REST API.
24428	Update 3 for VMware vCenter 6.7 restores support for deploying linked clones from a template. As a result, linked clone deployments from a template are now also supported for vCenter managed systems in Commander.
16815	The names of deleted VMs are now being purged properly, so a new VM can be deployed directly to a Datacenter or Cluster root using the same name as a previously deleted VM on VMware.
16574	Improvements have been made to Commander to make it more tolerant of database deadlocks.
16446	<p>If a container (stack, auto scaling group, vApp, and resource group) was owned by a user's organization, but wasn't owned by the user, and a VM within that container was owned by the user's organization and was owned by the user, the user couldn't see the VM in the Service Portal Resources list.</p> <p>This has now been fixed.</p>

Issue	Description
16406	When a VM with IPs from the IP Pool is converted to a template, the IP addresses that were associated with that VM are now correctly released back to the IP pool.
16359	Deleting a subnet that's still associated to a RDS database instance no longer causes AWS to disconnect.
16281	In some cases Azure accounts may disconnect. This no longer occurs.
16244	The AWS cloud account will now remain connected when you enable the system property <code>embotics.observation.caching</code> and scan a remote inventory.
16203	Upgrades no longer fail when a custom attribute named "Folder" is in use.
16182	The "Send Ctrl+Alt+Del" button now works as expected, so Service Portal users can now use Open Console to restart vCenter VMs.
16180	A javascript error no longer occurs with Open Console for vCenter VMs via Commander.
16152	Clicking rapidly around Commander Inventory no longer causes a refresh loop action.
16114	Billing retrieval for VMware failed due to an incorrectly generated timestamp. The timestamp is now correctly generated for billing records and billing retrieval works as expected.
16064	The Completion Workflow Module list now appears as expected in the Run Module workflow step.
16038	In the Service Portal, all users that have "Show Performance" enabled can now view performance charts.
15993	After upgrade to 8.2, an AWS Cloud Account can become disconnected if bare metal instances are used. Release 8.2.1 has resolved this issue.
15967	AWS billing retrieval logic has been fixed to properly handle costs with usage start and end dates on different days.
15931	AWS cloud accounts no longer disconnect if you delete an AMI and snapshot while synchronizing inventory.
15881	Memory consumption has been optimized when retrieving AWS billing records.
15817	A REST GET service request now returns a service catalog custom component's name and form metadata.
15816	Quota approval email workflow steps failed to complete if no quota was assigned to an organization. This has been fixed and quota approval email workflow steps now complete as expected.
15769	Viewing all IP addresses now works as expected in cases where there are two or more IP addresses configured for a VM's network interface.
15721	The Cloud Billing report can now include negative costs, such as refunds or adjustments.
15666	A GET <code>/rest/v3/virtual-machines/</code> call will now always apply the correct visibility filtering.
15589	REST v3 JSON web tokens sometimes expire before the set renewal time had elapses. This has been corrected.
15506	AWS Reserved Instance Fee costs were inaccurate. This has now been corrected, except as noted in the Known Issues. To correct historical data, you can use the REST API billing reset.
15503	Viewing service request details on resources with a null storage tier was causing an error. This has now been resolved.
15383	The previous day costs in the Daily Cost Breakdown table will now be accurately represented for billing records when the billing tags changed on the previous day.

Issue	Description
15350	Users that belong to an AD group can now run API V3 calls as expected. They no longer have to be explicitly added to Commander.
15319	Command workflow approval email links now direct the user to the approve/reject page, as expected.
15287	BlueCat™ IPAM integration with Commander has been fixed.
15220, 15217	Users couldn't sign in to the Service Portal or Commander using the SAML single sign-on (SSO) integration with the REST API. The SAML SSO integration now works as expected.
15219	In the VM Billing Report, 0 costs are no longer shown as -1.00.
15211	Service Portal users can now submit change requests using REST v2.
15165	Performance optimizations have been made for the retrieval of VM performance data for AWS cloud accounts with large numbers of AMIs.
15163	Performance optimizations have been made for the retrieval of billing records.
15092	Billing retrieval took much longer than expected, and now completes in the expected amount of time.
15019	Inventory synchronization could fail for Azure storage accounts of type FileStorage. Inventory synchronization now works as expected.
15016	GCP billing retrieval no longer fails in cases when there are multiple credits associated with a service.
12011	You can now use bullets in workflow emails.
3656	The system now waits for the deletion confirmation before completing a delete task. The maximum wait time can be set using the system property <code>embotics.task.delete.image.timeout</code> and has a default value of 20 minutes. If the defined value is 0 (zero), the task won't wait for the confirmation.
2297	Under some circumstances, tasks may fail and become suspended without issuing a failure notification. This no longer occurs.
2295	You can now skip a workflow step that has an in-progress task. When the step is skipped, the workflow will continue with the next step.
2253	Optimized memory usage during nightly billing record retrieval.
2204	If billing retrieval fails, an event is generated for the parent account and also for each linked child account.
2198	Billing data for GCP was not displayed if it contained high usage values. The size of numeric fields used to store billing records has been increased to accommodate high usage values. As such, billing data for GCP is now displayed as expected.
2156	The default field size for the CIDR Block field has been increased, so GCP data for this variable won't be truncated.
2153	Nightly billing retrieval didn't finish successfully for all cloud accounts when a retrieval for one cloud account encountered an unexpected error. The result was that billing data wasn't updated for all cloud accounts. This has now been fixed.
2148	For some environments with a large number of cloud accounts, the nightly scheduled task to retrieve billing records could show a decreasing percentage done. Now, as billing records are retrieved, the displayed percentage done will increase, as expected.
2133	Service Portal users were not able to enter any text if the Message of the Day was enabled. Service Portal users can now enter text as expected while the Message of the Day is enabled.

Issue	Description
2122	The same AWS account can't be added twice, even if different credentials are used.
2050	When upgrading Commander, the default number of scheduled tasks that can run was reduced from 5 to 1. The default number of scheduled tasks that can run will remain at 5, as expected.
2028	When doing a manual billing retrieval of a cloud account with linked accounts, the linked accounts are now synced as expected.
2005	The Cloud Billing report now correctly shows cost entries that were previously missing in the Details table when the "Group By" feature is used.
1966	Usage and costs in the Cloud Billing Report now display as expected when using the Group By filter.
1964	The Send Email step of the Completion Workflow now executes fully when resources are allocated in any order.
1957	vSphere remains connected when datastores are orphaned from their hosts.
1922	In some cases, if Commander failed to retrieve billing data for a cloud account, it wouldn't attempt to retrieve billing data for other subsequent cloud accounts. Now if Commander fails to retrieve billing data, it will log the failure, then continue to retrieve billing data for other cloud accounts.
1888	The Service Portal Cost Dashboard could show totals that include recommendations for resources not owned by an organization. The Service Portal Cost Dashboard now only shows totals that include recommendations for resources owned by an organization.
1883	You can now reassign ownership of policies when you delete a user account.
1855	Total costs in the Cloud Billing Report now display as expected.
1845	If you deleted a subnet in AWS for an Auto Scaling Group with no VMs, Commander could fail to sync with that AWS account and lose the connection to it. Now, for such a scenario, Commander will synchronize with the AWS account and maintain the connection, as expected.
1828	Search terms that contain special characters or non-English characters will no longer return 500 errors.
1823	Service Portal report scheduling is no longer affected by Commander time zone settings.
1820	Refunds for AWS cloud accounts are now categorized as cost adjustments.
1806	You can now assign descriptive names of up to 300 characters to parent organizations. This matches the length allowed for organization names.
1758	The Choose button for the Upload Files field now displays as expected when using a custom theme.
1753	Scheduled reports that include advanced filters with enumerations now generate as expected.
1747	For some Azure deployments, rightsizing recommendations were created that crossed instance families creating inconsistent behavior. Recommendations now correctly suggest instance types within the same family.
1741	When creating or editing an Azure blueprint, a validation error occurred if you only specified a variable for the deployed name instead of using the default naming convention. The validation now passes as expected.
1722	In Azure, using REST v2, you can now create ownership policies on resource groups so that ownership is set properly when resources are deployed into resource groups.
1721	You can no longer add duplicate AWS cloud accounts through the Commander admin console.

Issue	Description
1717	The properties returned from a REST v3 API call of GET <code>/rest/v3/organizations/&lt;name&gt;</code> now includes the current cost quota usage of an organization.
1711	With REST v3, you can now filter resource groups by organization.
1699	REST v3 requests were intermittently failing and resulting in incorrect error messages due to issues with concurrent use. This has been fixed, so multiple requests are now handled appropriately.
1682	The user directory locking mechanism now allows for users to authenticate even when a user directory synchronization is happening.
1681	The REST v3 API documentation now includes Bearer Authorization.
1650	Some region codes used in billing records could cause cost analytics discrepancies because they vary from codes recognized by the Azure API. Support for some additional region codes, such as "all regions" and "krcentral", have been added.
1637	The vSphere server no longer disconnects when one of its hosts is remediated.
1621	When used in completion workflow steps, the Jenkins workflow plugin could cause server connections to fail when using HTTPS. The Jenkins workflow plugin now allows server connections using both HTTP and HTTPS.
1608	Invalid XML in <code>log4j2.xml</code> will no longer cause upgrades to fail.
1603	The VM Capacity Remaining values in the Cluster Capacity report now match as expected.
1583	When using REST v2 to create an Azure deployment destination, validation now occurs as expected to ensure that the resource group is valid for the cloud account.
1543	Administrators and Service Portal users can now power off suspended VMs with the "Stop VM" and "Power Off" options, respectively.
1529	If a URL path used by an Execute REST workflow step included spaces, the spaces would be considered illegal characters, and the step would fail. The workflow step now appropriately handles spaces in a URL path.
1480	Multiple Azure Enterprise Agreement accounts now show separate data for each account.
1451	A REST v3 API <code>/internal/system-health</code> endpoint is now available. This endpoint provides metrics on the health of Commander.
1450	If the advanced system property <code>embotics.execute.command.task.succeed.unknown.exitcode</code> is set to true, when a workflow step returns an unknown exit code, the system now behaves as expected: a warning will be recorded in the comment log, and the step will complete. If false, Commander continues to query for the result until the timeout is reached.
1449	The maximum allowed lengths for list-based custom attribute values and organization names have been increased.
1107	For Service Portal users that are permitted to modify VM networks, you can now limit the networks available to those users according to their organization membership and the VM placement destination.

 **Note:** To access complete release notes for previous releases, go to the [Release Notes Archive](#).

# Known Issues

These are the known issues for Commander 8.3:

Issue	Description and Solution
21870	<p>When you deploy the VM Access Proxy, the <b>Synchronize guest time with host</b> option is disabled.</p> <p>In vCenter, right-click the VM Access Proxy deployment and select <b>Edit Settings</b>. On the VM Options tab (the Option tab in the Thick Client), enable the <b>Synchronize guest time with host</b> option in the VMware Tools panel.</p>
21477	<p>Google Chrome no longer supports the Common Name in self-signed certificates. Chrome now requires a Subject Alternative Name instead of the Common Name used in the self-signed certificate delivered with Commander.</p> <p>If you're using Chrome, generate a self-signed certificate for Commander using the Subject Alternative Name.</p>
16002	<p>When the WebMKS console connection method is configured, Internet Explorer 11 users may be unable to see the mouse pointer in the console session.</p> <p>To open a console to a Windows VM from Internet Explorer 11 when using WebMKS, try enabling mouse trails with the shortest option. Or, use the VMRC plug-in method instead of the WebMKS method. For Linux VMs, use the VMRC plug-in connection method. See <a href="#">Console connection methods</a> in the Commander User Guide to learn how to change the console connection method for HTML5 browsers.</p>
15602	<p>Commander and the Service Portal don't support multiple connections in the same browser. For example, you can connect to Commander in both Firefox and Chrome at the same time, but you can't connect to Commander in two instances of Firefox at the same time.</p> <p>Use a different browser to open another session.</p>
15506	<p>Reserved Instance daily fees may be incorrect in the month that a reserved instance is purchased or expires.</p>
9223	<p>In some cases, when you attempt to generate a Cloud Billing report and use the Group By option of Cost Adjustments, the report will fail to generate.</p>

